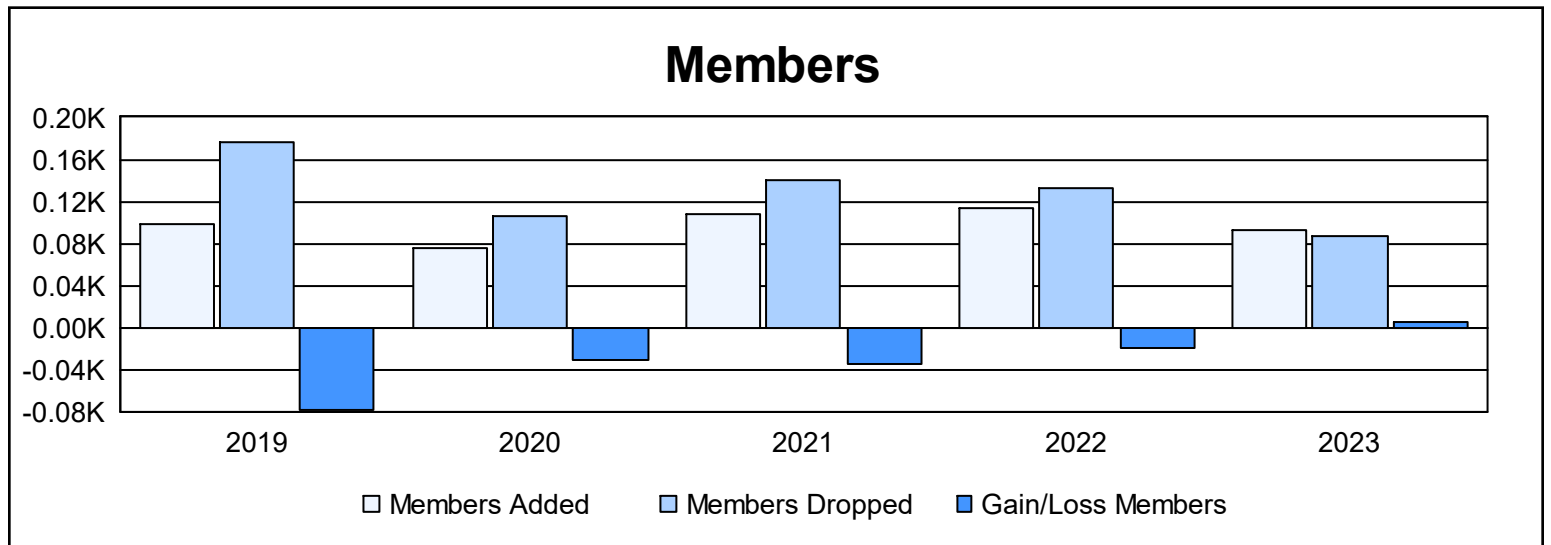
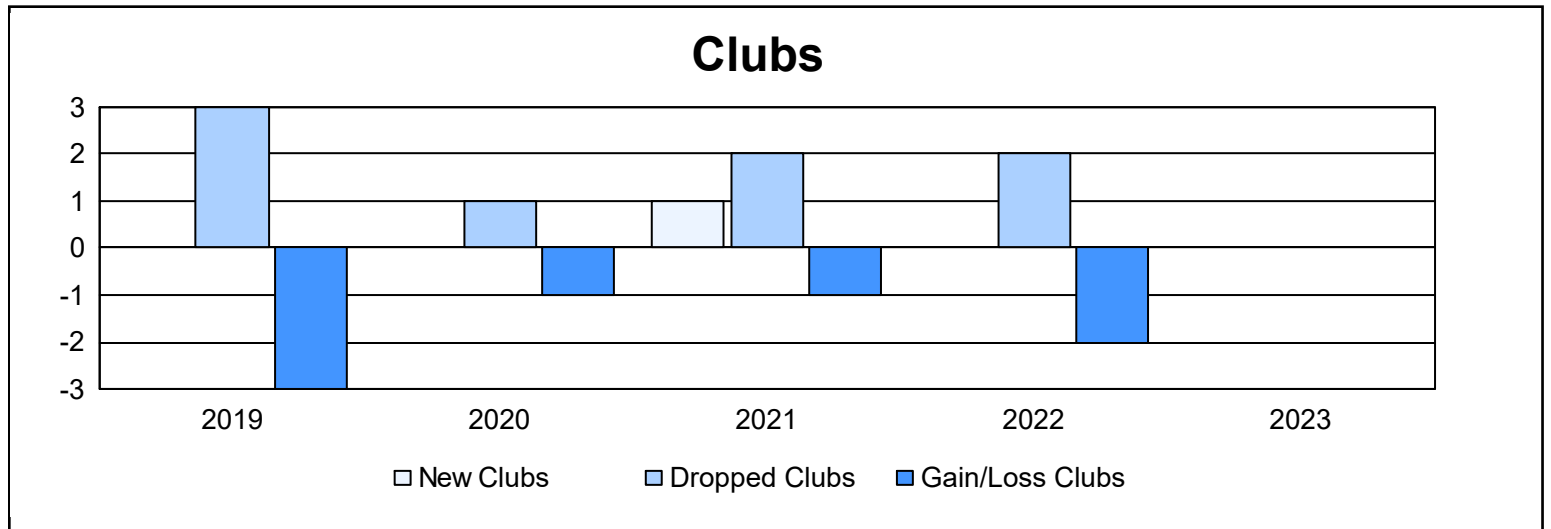
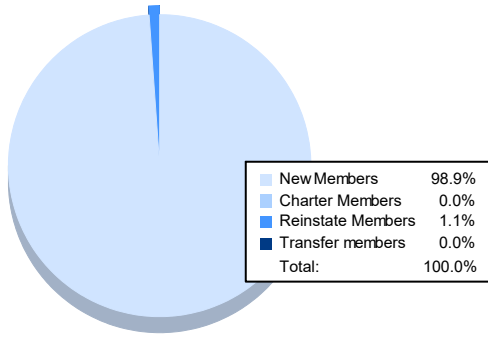


| Year | New Clubs | Dropped Clubs | Gain/ Loss Clubs | New Members | Charter Members | Reinstate Members | Transfer Members | Total Member Added | Total Members Dropped | Gain/ Loss Members |
|----------------|-----------|---------------|------------------|-------------|-----------------|-------------------|------------------|--------------------|-----------------------|--------------------|
| 2018-2019 | 0 | 3 | -3 | 86 | 3 | 4 | 5 | 98 | 177 | -79 |
| 2019-2020 | 0 | 1 | -1 | 66 | 1 | 8 | 0 | 75 | 106 | -31 |
| 2020-2021 | 1 | 2 | -1 | 77 | 24 | 1 | 5 | 107 | 141 | -34 |
| 2021-2022 | 0 | 2 | -2 | 93 | 1 | 9 | 10 | 113 | 132 | -19 |
| 2022-2023 | 0 | 0 | 0 | 92 | 0 | 1 | 0 | 93 | 87 | 6 |
| Average | 0 | 2 | -1 | 83 | 6 | 5 | 4 | 97 | 129 | -31 |



Membership Composition June 2023 Cumulative



Gender Composition June 2023 Cumulative

